

漢民微測科技股份有限公司

Hermes Microvision Inc. (HMI)

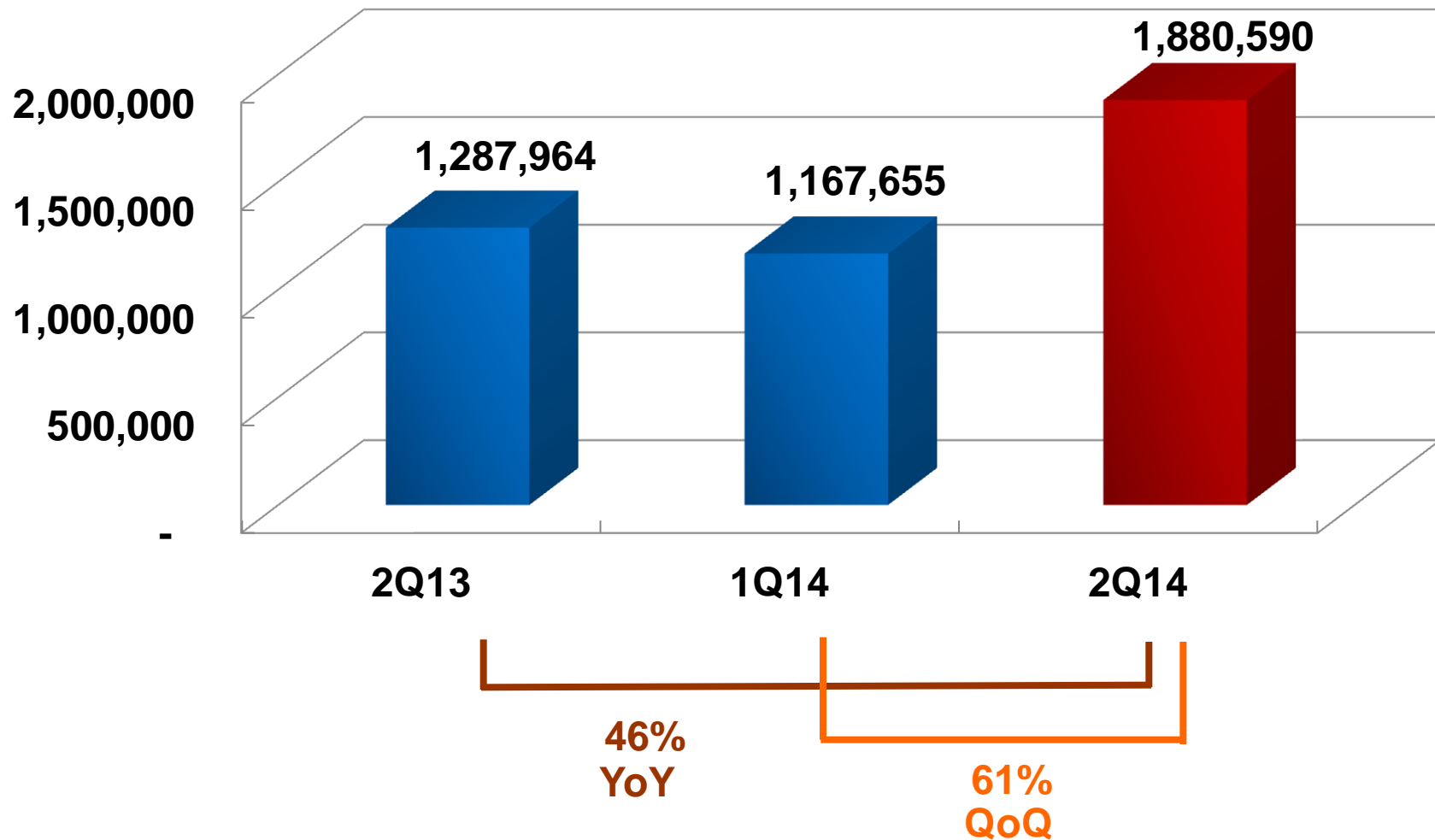
2014 第二季法人說明會

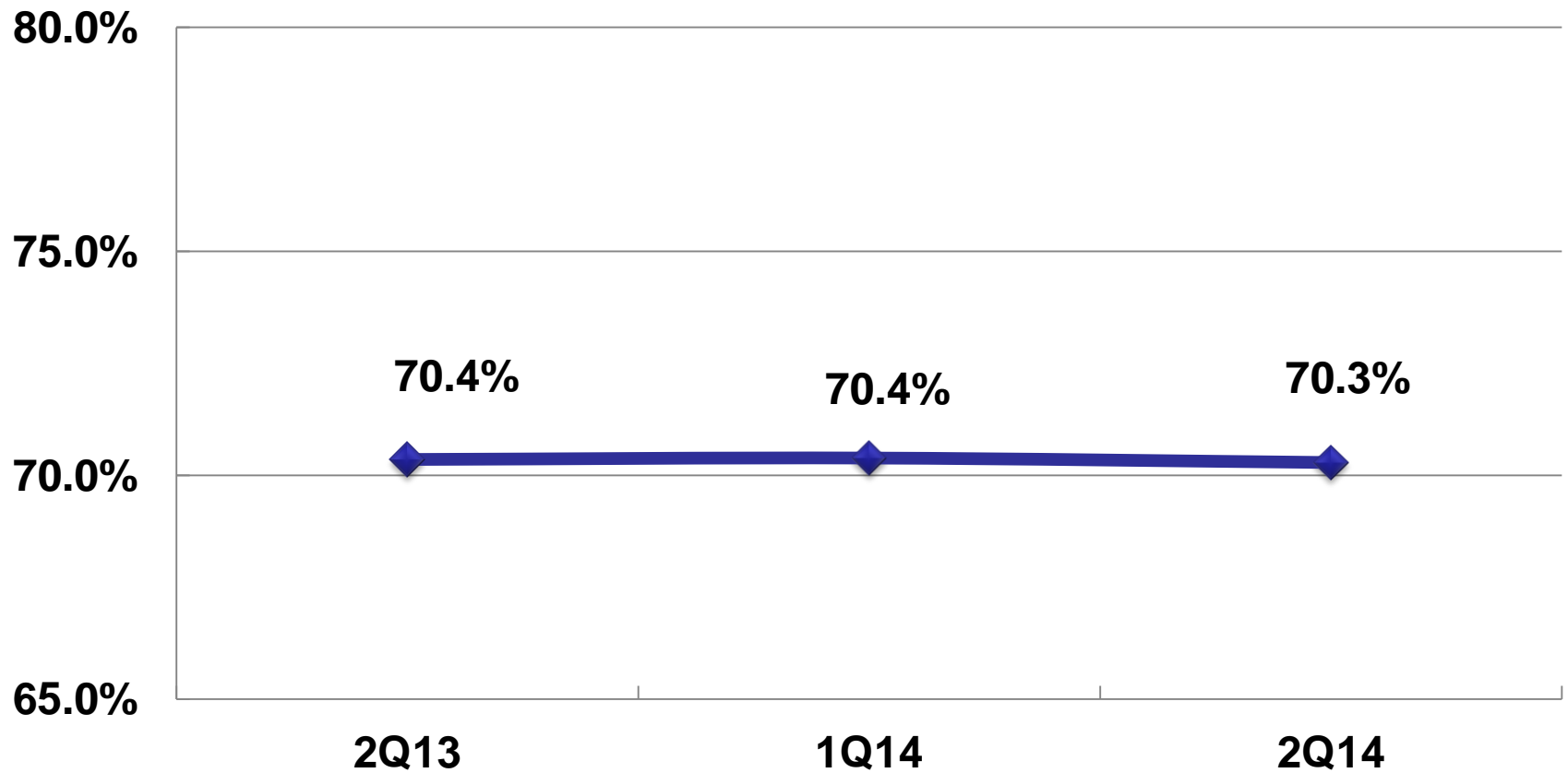
2014年7月29日

- HMI's statements of its current expectations are forward-looking statements subject to significant risks and uncertainties and actual results may differ materially from those contained in the forward-looking statements.
- Please consider these forward-looking statements carefully because such statements are only our expectations or projections about future events, and actual results may differ materially from those expressed or implied by such statements.
- The forward-looking statements contained in this presentation are made only as of the date of this presentation and we undertake no obligation to update the forward-looking statements to reflect subsequent events or circumstances, except as required by law.

合併營業收入

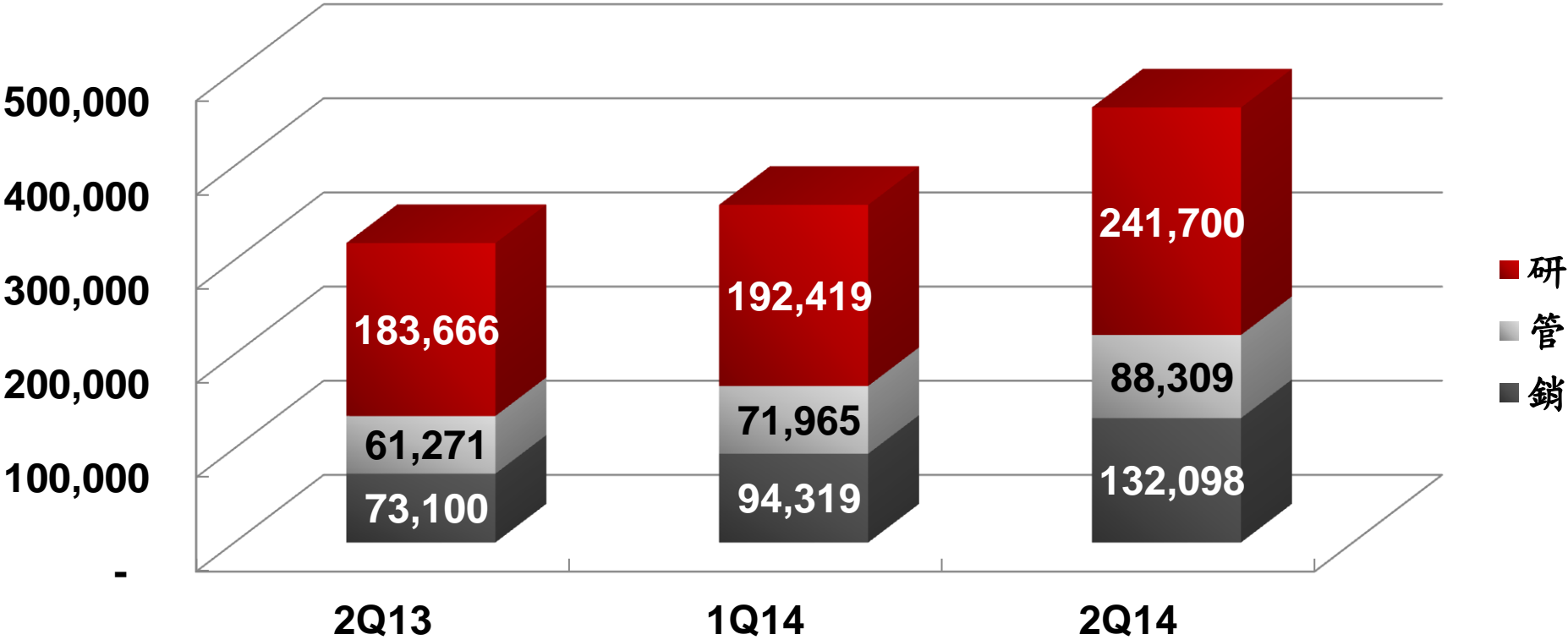
(單位：新台幣仟元)





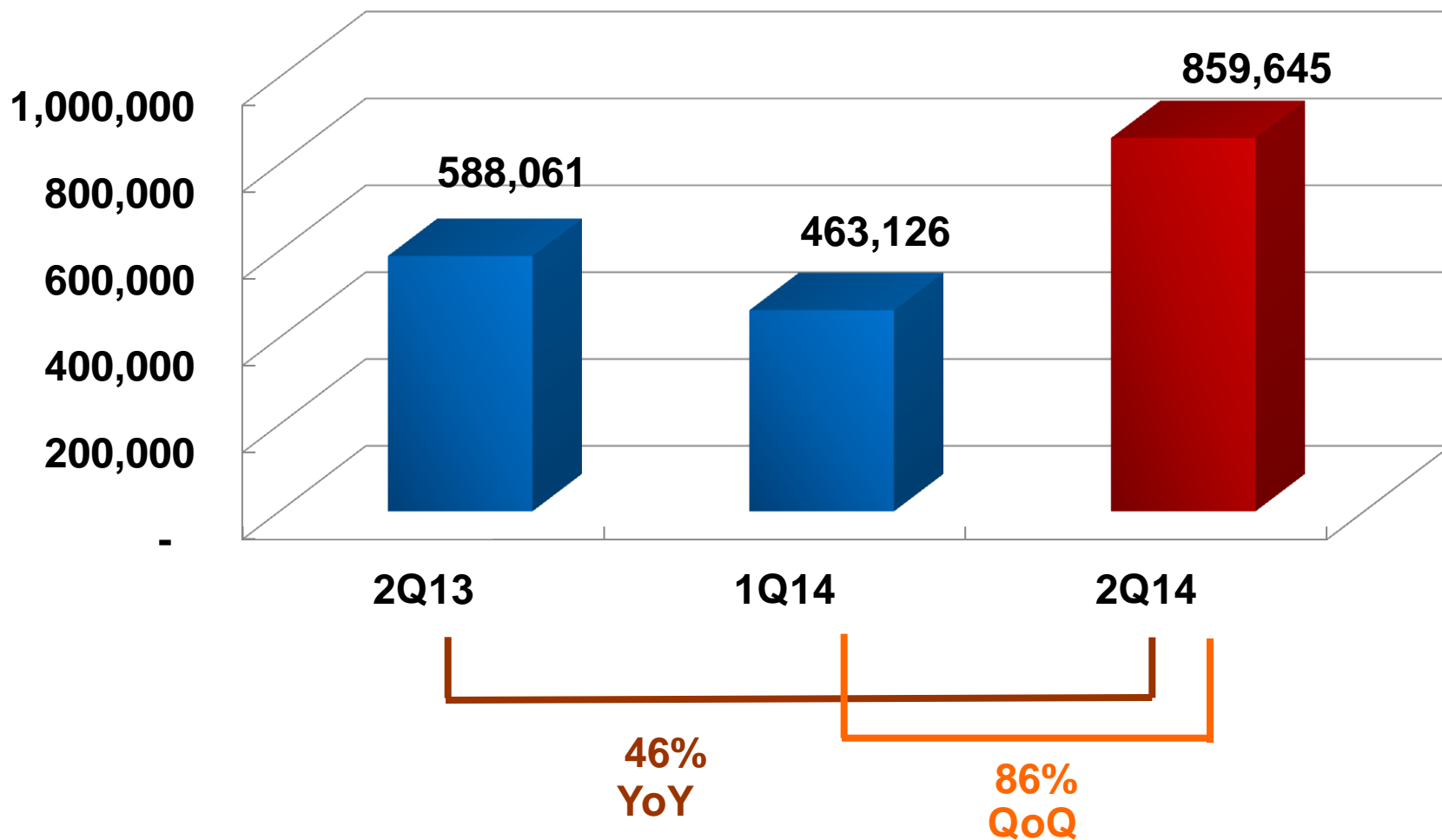
合併營業費用

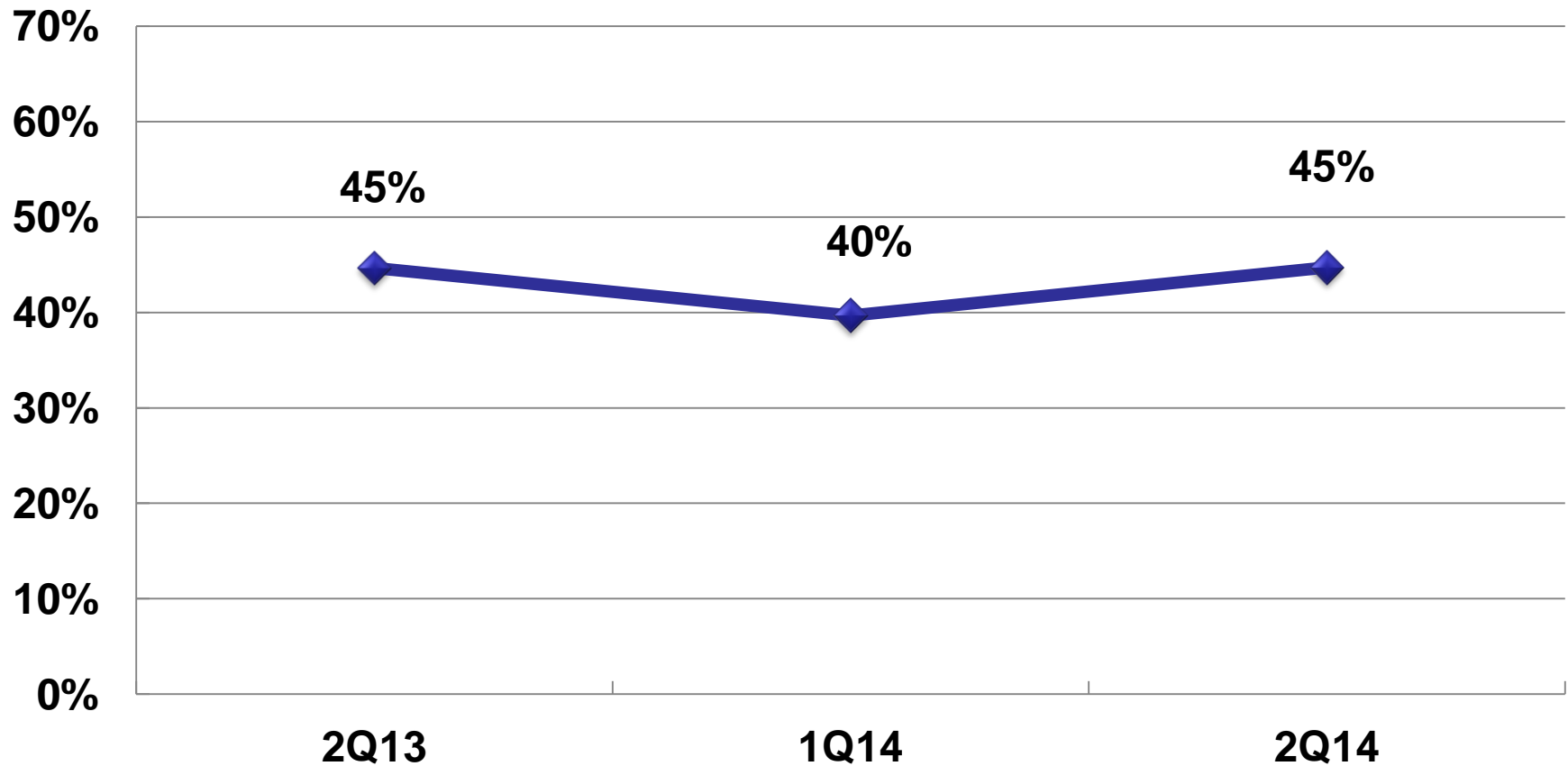
(單位：新台幣仟元)



合併營業利益

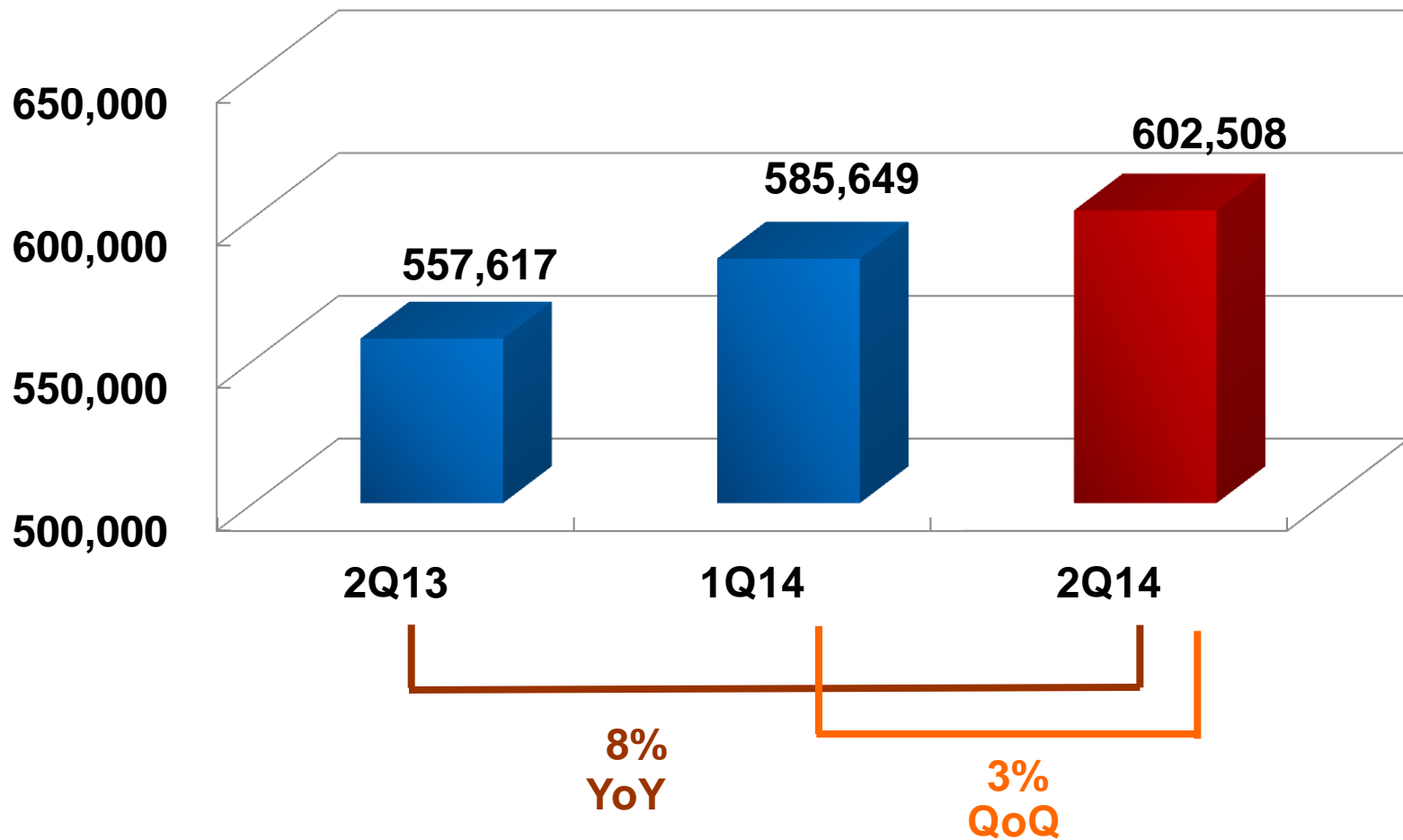
(單位：新台幣仟元)

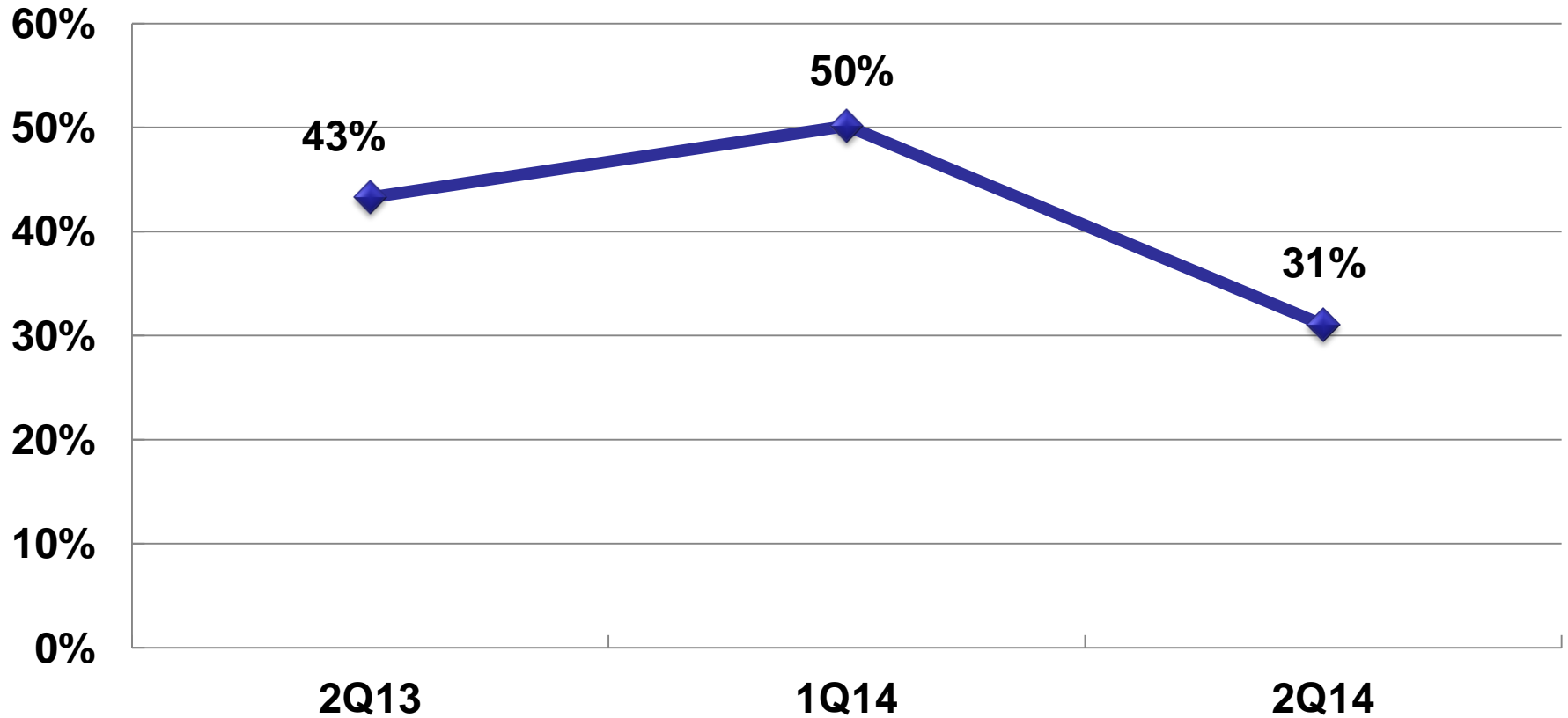




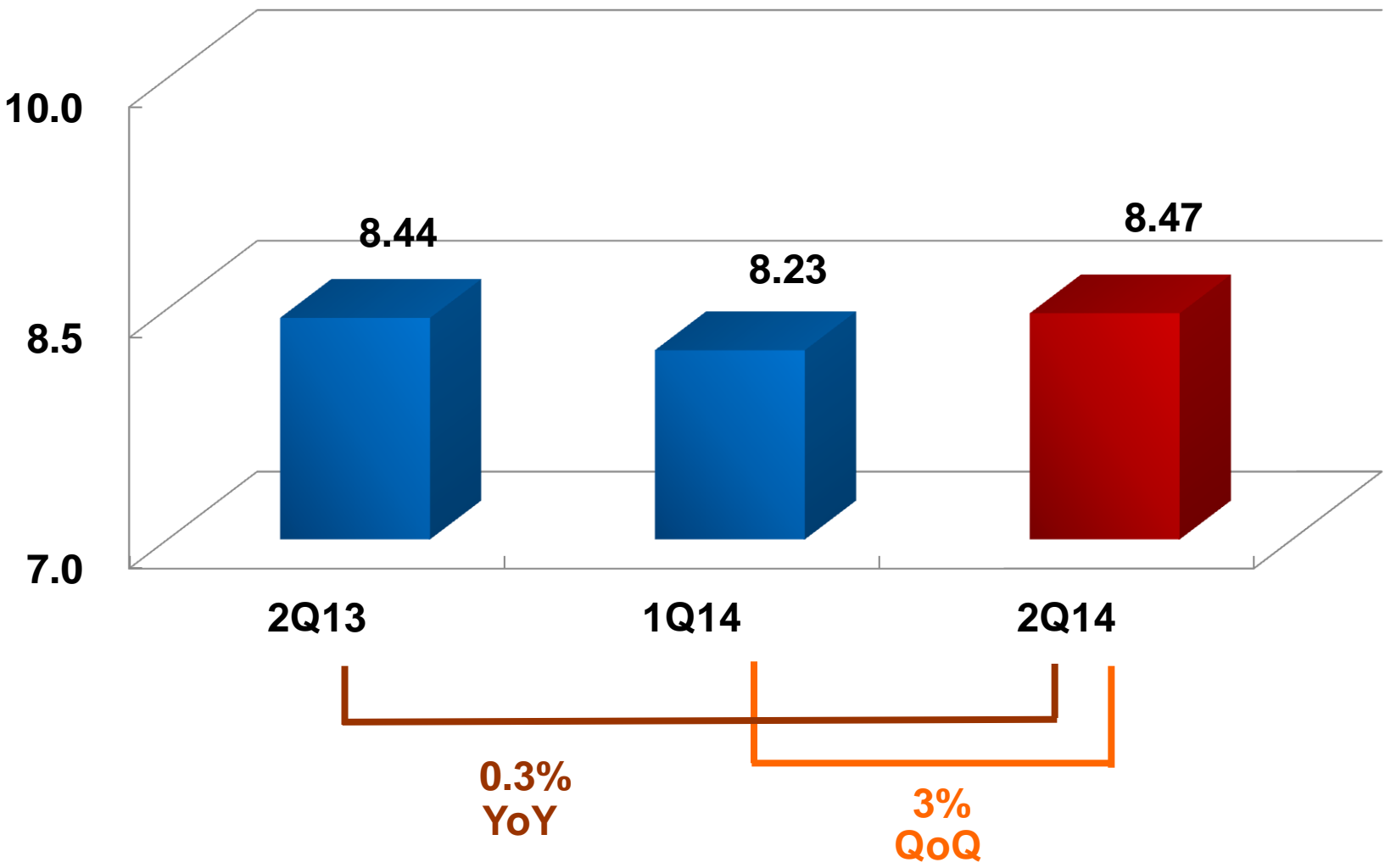
合併稅後淨利

(單位：新台幣仟元)





合併稅後基本每股盈餘



合併損益表

(單位：新台幣仟元)

	2Q14	%	1Q14	%	2Q13	%	季變化	年變化
銷貨收入淨額	1,880,590	100	1,167,655	100	1,287,964	100	61%	46%
銷貨成本	(558,838)	(30)	(345,826)	(30)	(381,866)	(30)		
銷貨毛利	1,321,752	70	821,829	70	906,098	70	61%	46%
推銷費用	(132,098)	(7)	(94,319)	(8)	(73,100)	(6)		
管理及總務費用	(88,309)	(5)	(71,965)	(6)	(61,271)	(5)		
研究發展費用	(241,700)	(13)	(192,419)	(16)	(183,666)	(14)		
營業費用合計	(462,107)	(25)	(358,703)	(30)	(318,037)	(25)	29%	45%
營業淨利	859,645	45	463,126	40	588,061	45	86%	46%
營業外收入及支出	(94,648)	(5)	167,060	14	60,455	5	-157%	-257%
稅前淨利	764,997	41	630,186	54	648,516	50		
所得稅費用	(162,489)	(9)	(44,537)	(4)	(90,899)	(7)		
稅後淨損利	602,508	32	585,649	50	557,617	43	3%	8%
其他綜合損益	(16,027)	1	16,328	2	5,947	1		
	586,481	31	601,977	52	563,564	44		
基本每股盈餘	8.47		8.23		8.44		3%	0%

合併資產負債表

(單位：新台幣仟元)

	2Q14	%	1Q14	%	2Q13	%
現金及約當現金	7,260,790	54	6,050,229	48	4,048,454	31
無活絡市場之債券投資-流動	2,120,415	16	2,955,590	23	-	-
應收帳款	1,552,777	12	1,373,370	11	867,657	6
其他應收款	28,936	-	37,955	-	14,477	-
存 貨	1,789,492	13	1,809,370	14	1,373,488	10
預付款項	65,083	1	55,584	1	51,657	0
其他流動資產	4,721	-	20,431	-	13,558	-
備供出售金融資產-非流動	4,412	-	4,412	-	-	-
不動產、廠房及設備	453,125	4	329,281	3	168,507	1
無形資產	14,403	-	13,545	-	10,177	-
遞延所得稅資產	48,626	-	48,627	-	32,192	-
其他資產	7,543	-	7,592	-	7,969	-
資產總額	13,350,323	100	12,705,986	100	6,588,136	100
應付帳款	142,197	1	230,662	2	124,740	1
其他應付款	1,968,611	15	652,036	5	1,294,802	10
當期所得稅負債	184,884	1	192,021	2	123,921	1
負債準備-流動	1,173,113	9	1,052,688	8	721,215	5
其他流動負債	9,504	-	158,426	1	2,209	-
非流動負債	84,017	1	84,180	1	91,151	1
股東權益	9,787,997	73	10,335,973	81	4,230,098	32
負債及股東權益	13,350,323	100	12,705,986	100	6,588,136	100

合併現金流量表

(單位：新台幣仟元)

	1H14	1Q14	1H13
期初現金	5,370,702	5,370,702	2,776,308
營業活動之現金流入	1,470,816	829,114	1,277,432
取得無活絡市場之債券投資-流動	787,017	-	-
取得不動產、廠房及設備	(202,477)	(86,242)	(30,927)
其他	(165,268)	(63,345)	25,641
期末現金	7,260,790	6,050,229	4,048,454
不影響現金流量之籌資活動			
宣告發放股利(表列其他應付款)	1,136,000	-	792,000

- 第三季營收與第二季持平
- 新產品及研發專案依預計進度順利進行
eP4 on schedule，將提供更高解析度及更高效能之電子束檢測方案協助客戶提升製程良率
- 半導體製程持續微縮，客戶需求逐步成長
20nm量產
16/14nm 研發/量產
領先半導體廠商積極投入10nm研發

Q & A

[http://www.hermes-microvision.com/
investor@hermes-microvision.com](http://www.hermes-microvision.com/investor@hermes-microvision.com)