

漢民微測科技股份有限公司

Hermes Microvision Inc. (HMI)

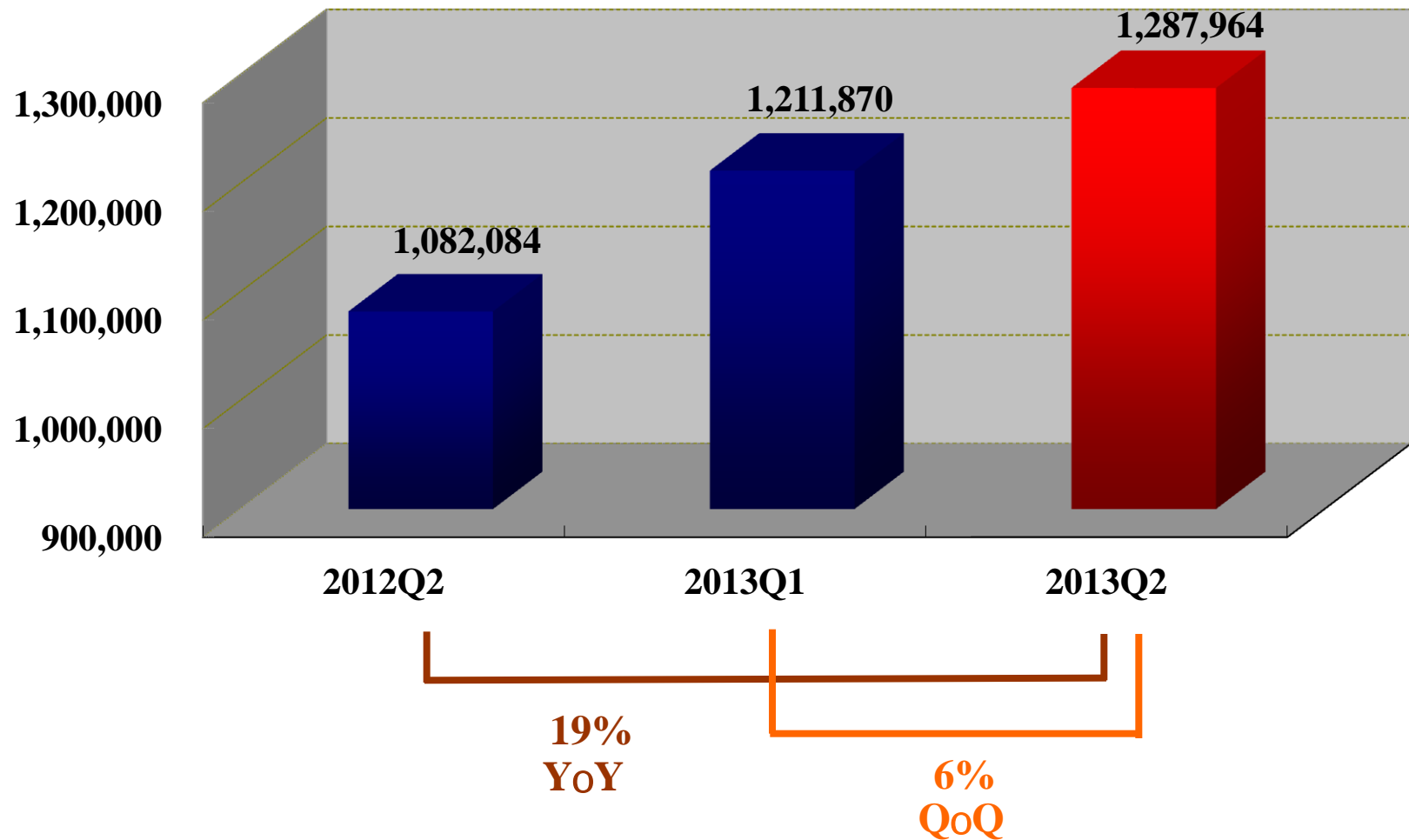
2013 第二季法人說明會

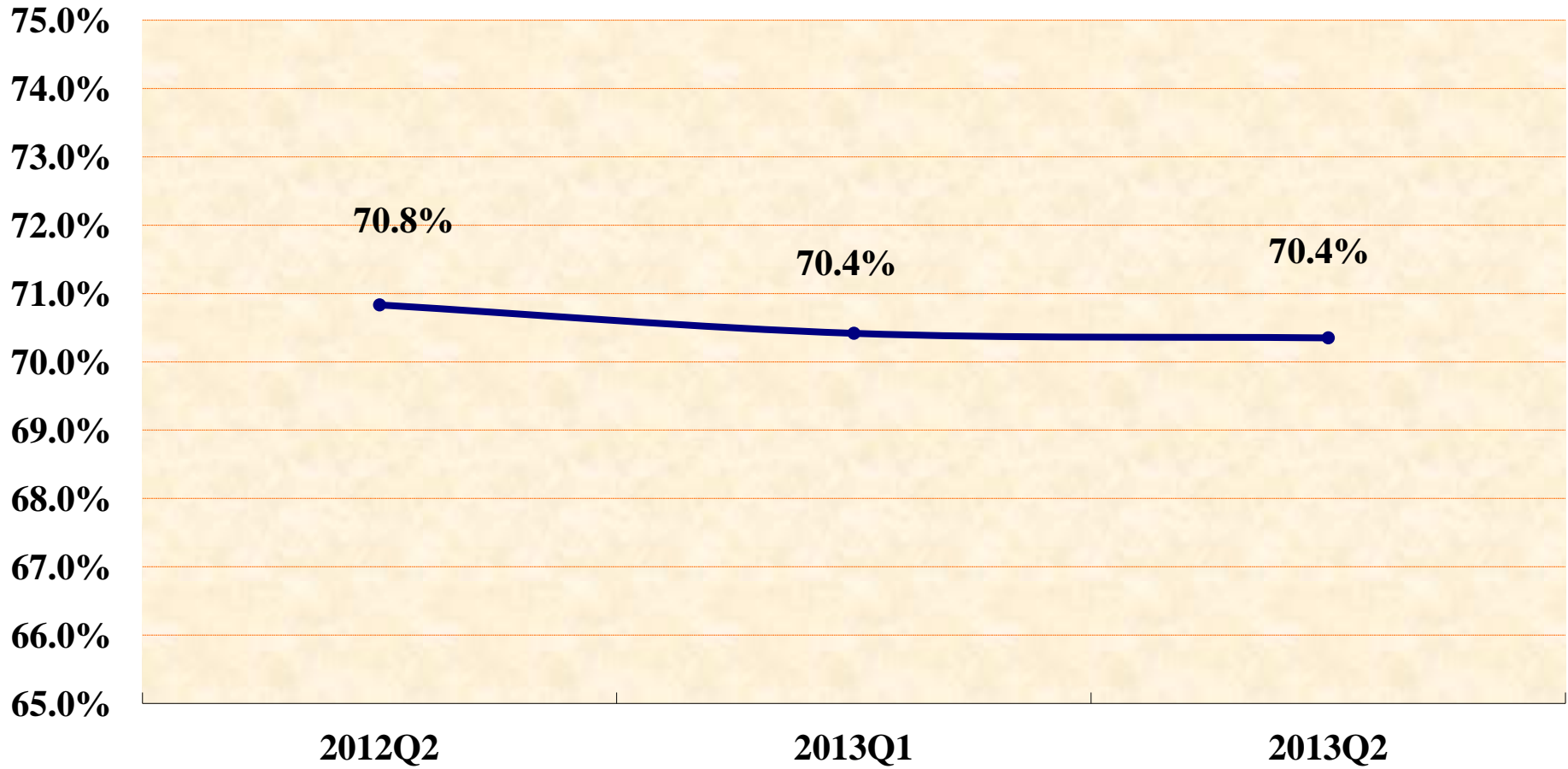
2013年7月31日

- This presentation contains forward-looking statements. Statements that are not historical facts, including statements about our beliefs and expectations, are forward-looking statements. HMI's forward-looking statements subject to significant risks and uncertainties and actual results may differ materially from those contained in the forward-looking statements. You should consider these forward-looking statements carefully because such statements are only our expectations or projections about future events, and actual results may differ materially from those expressed or implied by such statements.
- Our release of financial forecasts and forward-looking statements at any particular time does not create any duty of disclosure beyond that which is imposed by law, and we expressly disclaim any obligation to publicly update or revise any forecasts or forward-looking statements, whether as a result of new information, future events or otherwise.

合併營業收入

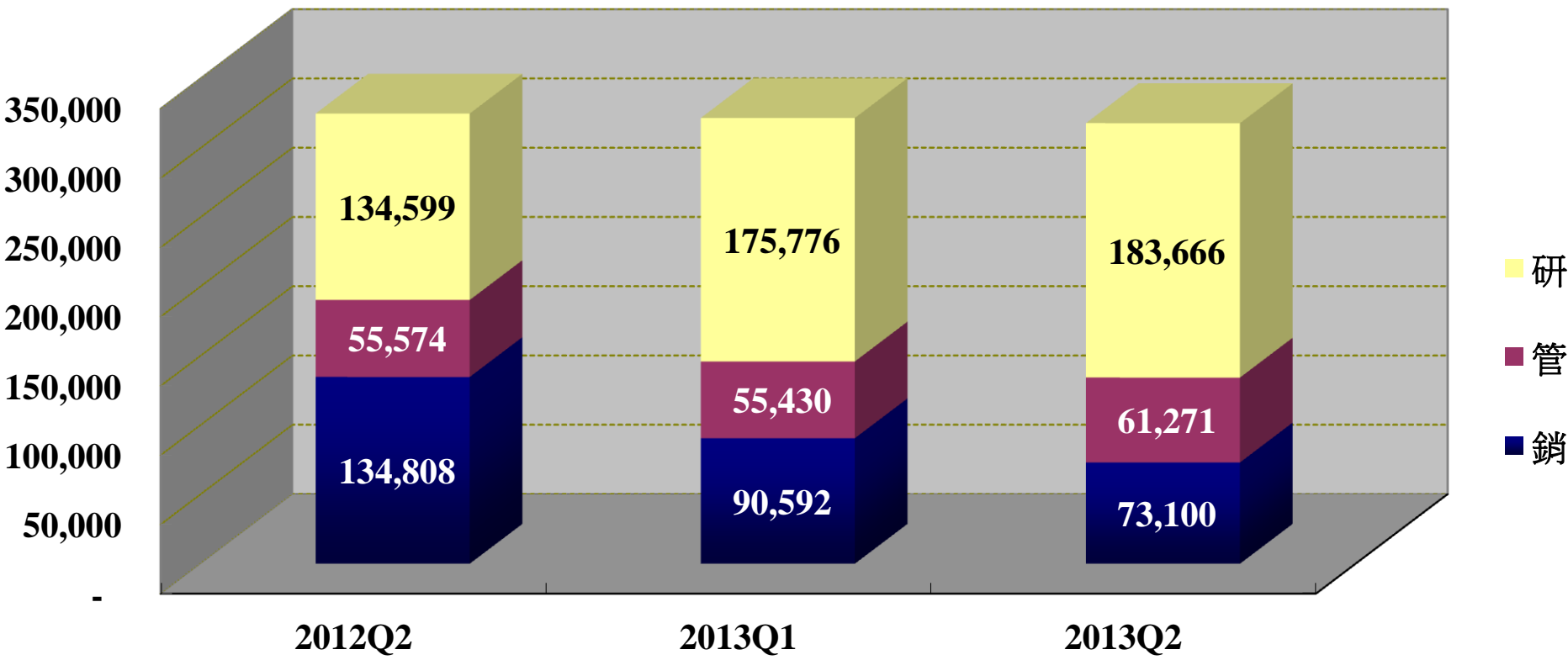
(單位：新台幣仟元)





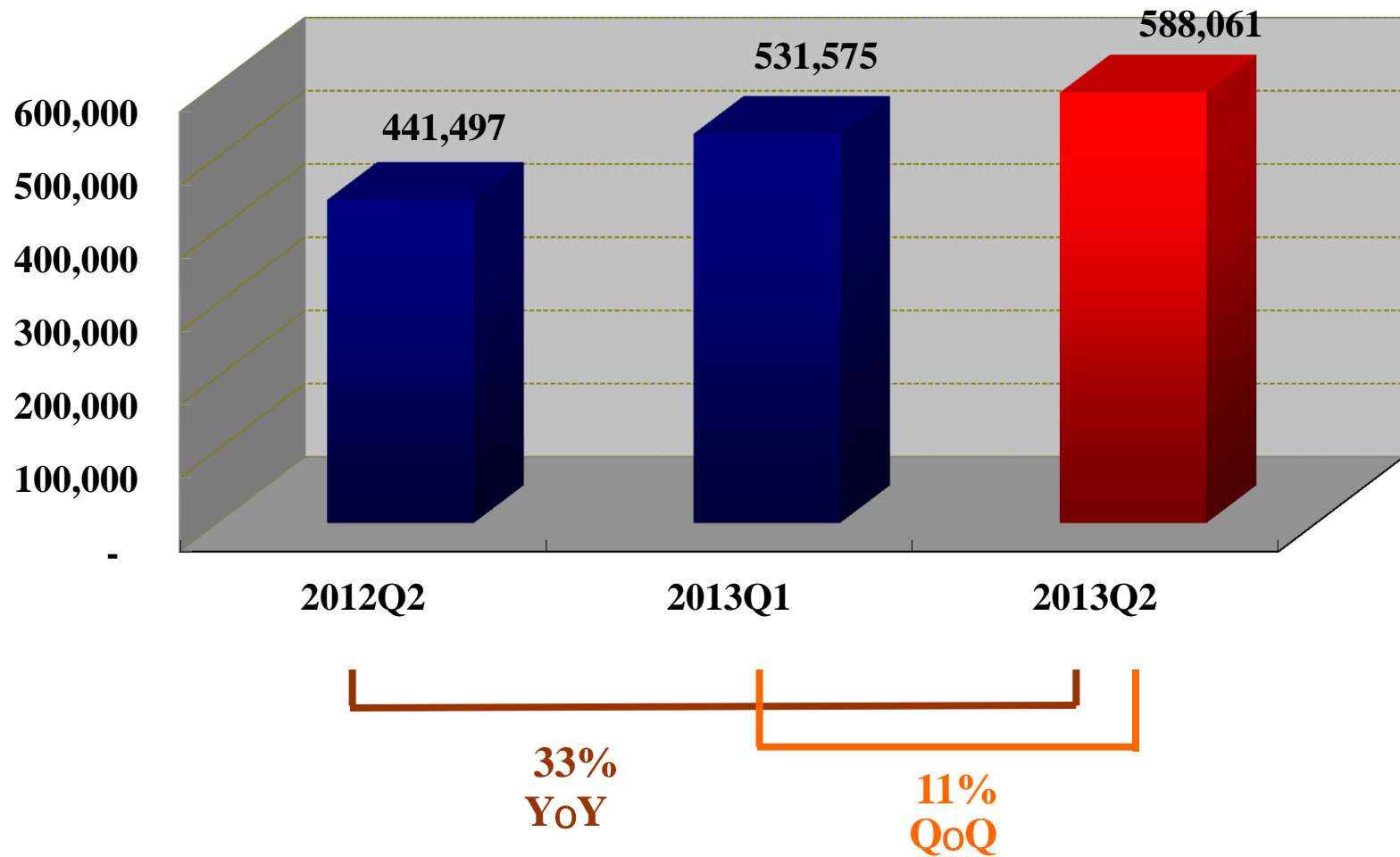
合併營業費用

(單位：新台幣仟元)

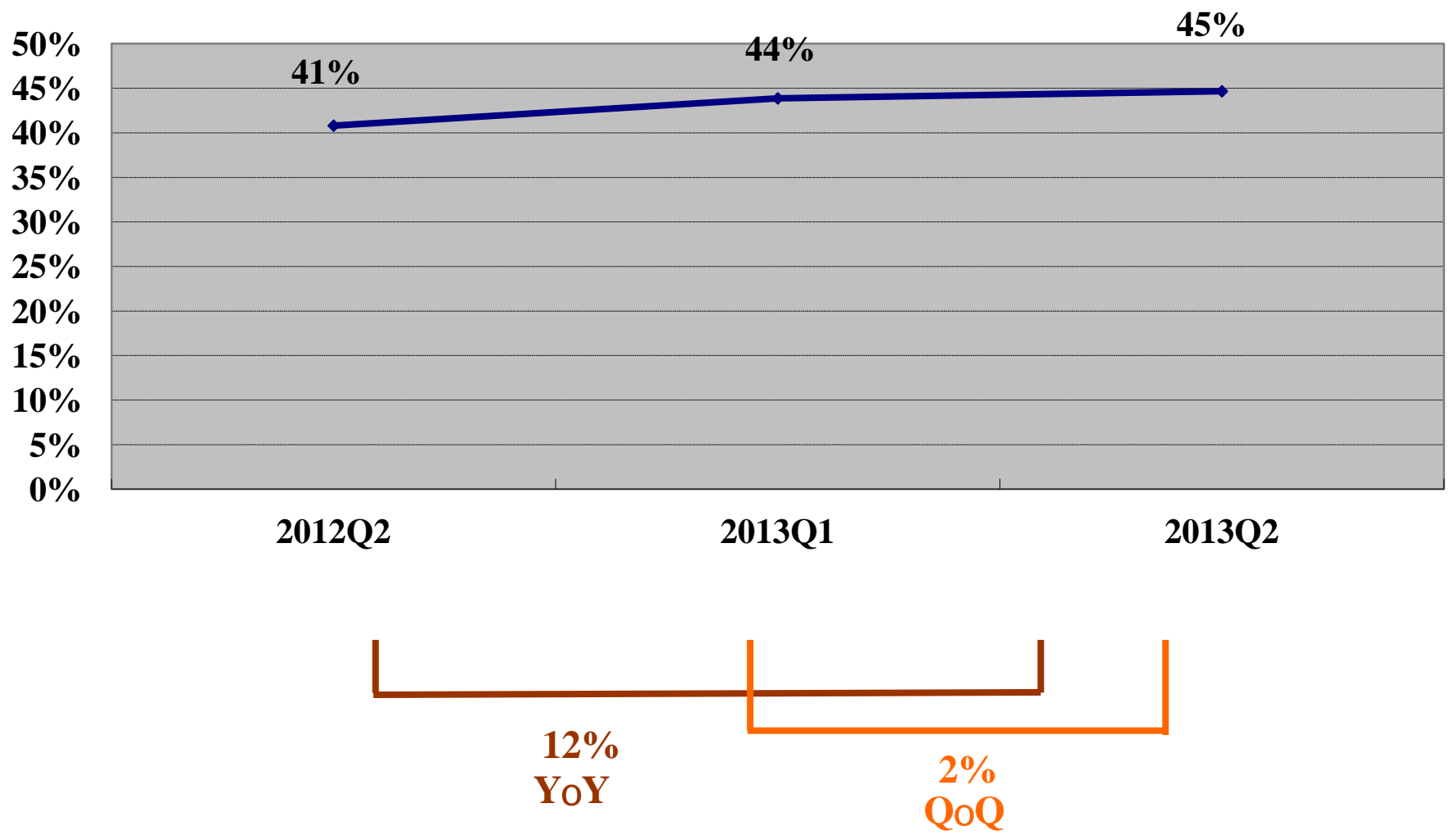


合併營業利益

(單位：新台幣仟元)

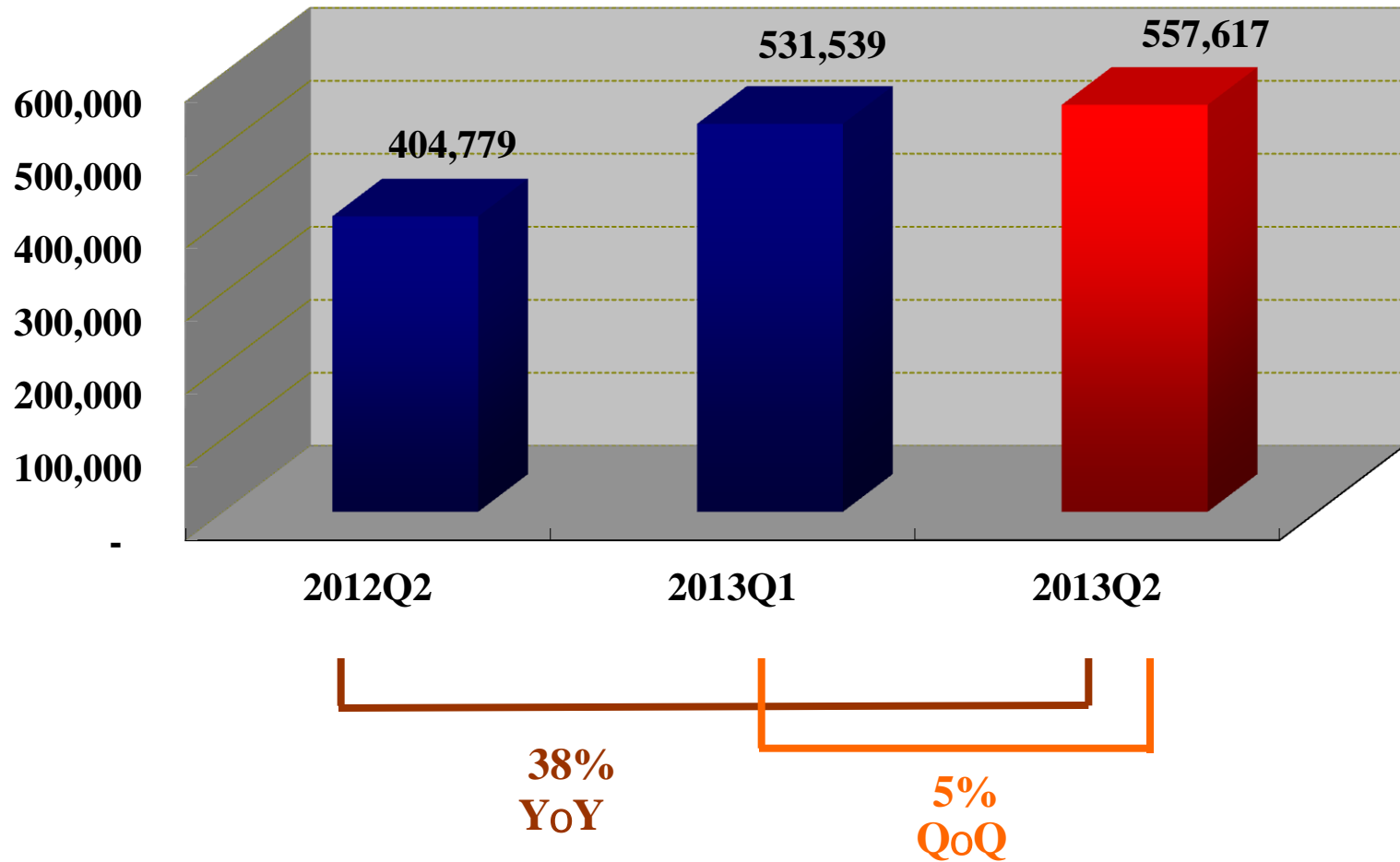


合併營業利益率

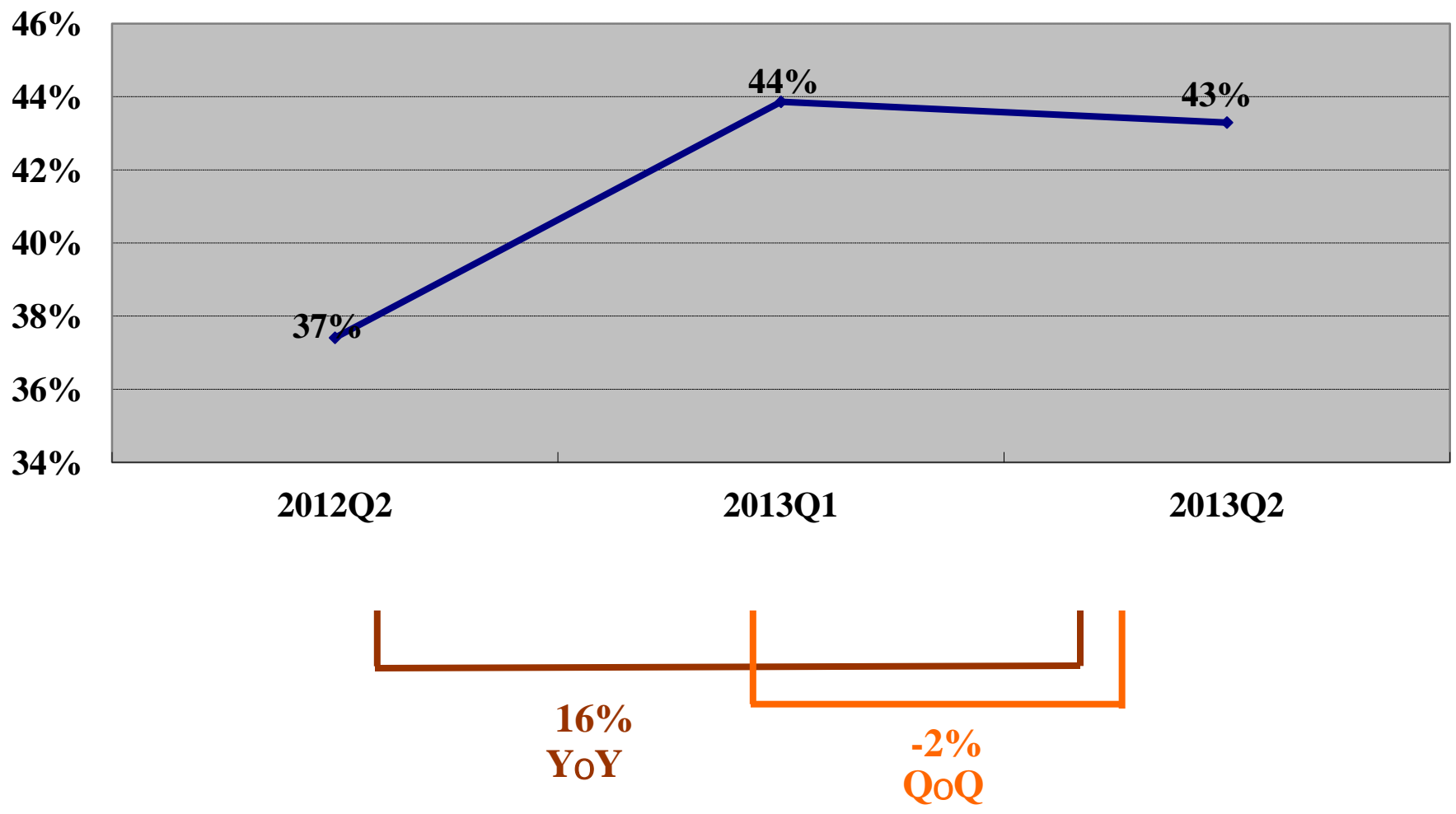


合併稅後淨利

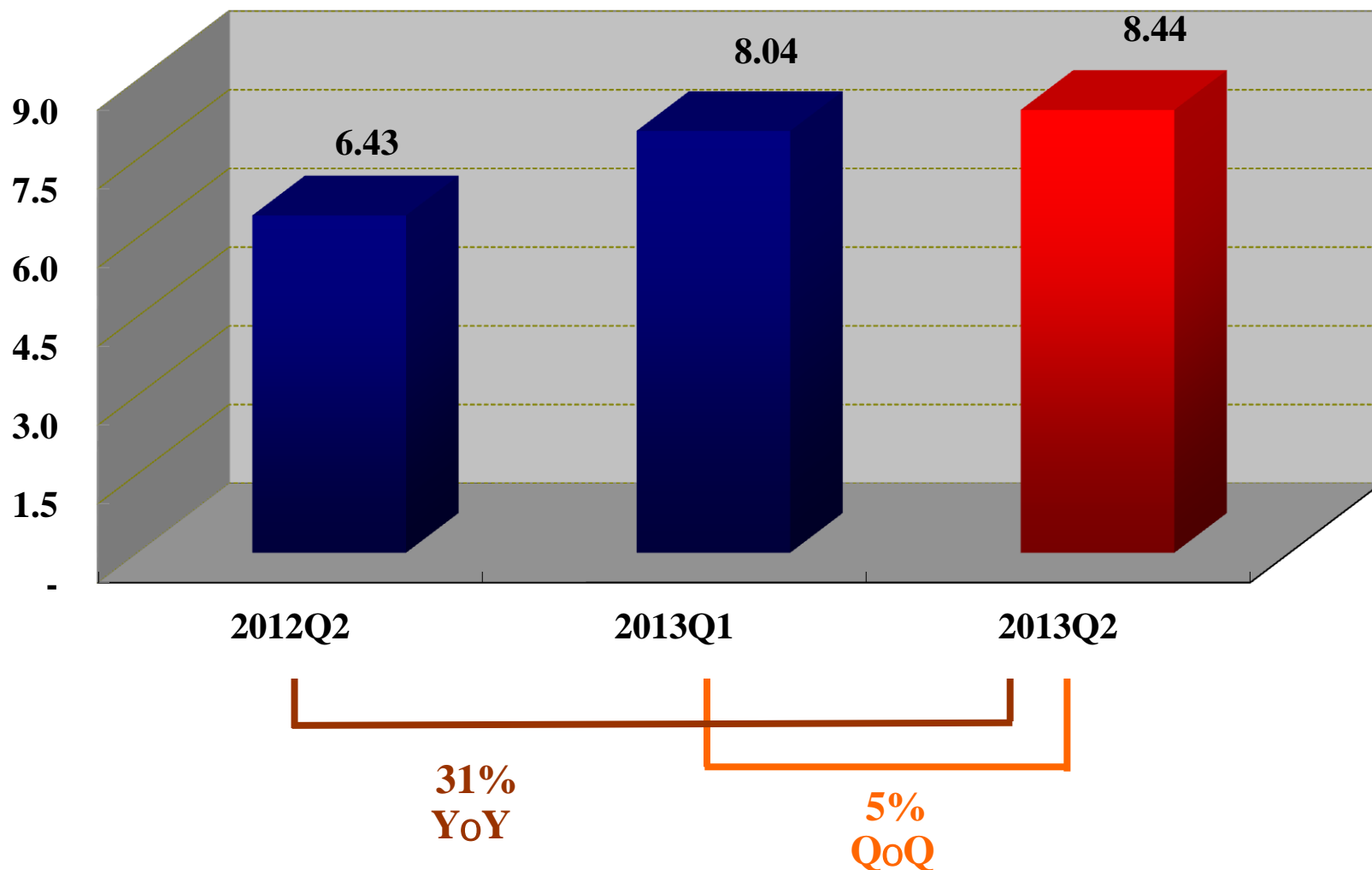
(單位：新台幣仟元)



合併稅後淨利率



合併稅後基本每股盈餘



合併損益表

(單位：新台幣仟元)

	2013 Q2	%	2013 Q1	%	2012 Q2	%	季變化	年變化
銷貨收入淨額	1,287,964	100	1,211,870	100	1,082,084	100	6%	19%
銷貨成本	(381,866)	(30)	(358,497)	(30)	(315,606)	(29)		
銷貨毛利	906,098	70	853,373	70	766,478	71	6%	18%
推銷費用	(73,100)	(6)	(90,592)	(7)	(134,808)	(13)		
管理及總務費用	(61,271)	(5)	(55,430)	(5)	(55,574)	(5)		
研究發展費用	(183,666)	(14)	(175,776)	(16)	(134,599)	(12)		
營業費用合計	(318,037)	(25)	(321,798)	(28)	(324,981)	(30)	-1%	-2%
營業淨利	588,061	45	531,575	44	441,497	41	11%	33%
營業外收入及支出	60,455	5	38,731	3	27,349	3	56%	121%
稅前淨利	648,516	50	570,306	47	468,846	43		
所得稅費用	(90,899)	(7)	(38,767)	(3)	(64,067)	(6)		
稅後淨損利	557,617	43	531,539	44	404,779	38	5%	38%
其他綜合損益	5,947	1	24,247	2	2,698	0		
	563,564	44	555,786	46	407,477	38		
基本每股盈餘	8.44		8.04		6.43		5%	31%

合併資產負債表

(單位：新台幣仟元)

	2013 Q2	%	2013 Q1	%	2012 Q2	%
現金	4,048,454	62	2,954,252	51	2,170,897	47
應收帳款	867,657	13	1,252,858	21	895,397	19
其他應收款	14,477	-	21,132	-	31,260	1
存貨	1,373,488	21	1,356,273	23	1,244,112	27
預付款項	51,657	1	33,493	1	26,855	1
其他流動資產	13,558	-	13,925	-	675	-
不動產、廠房及設備	168,507	3	158,314	3	178,226	4
無形資產	10,177	-	10,358	-	12,514	-
遞延所得稅資產	32,192	-	32,191	1	27,330	1
其他資產	7,969	-	8,084	-	8,105	0
資產總額	6,588,136	100	5,840,880	100	4,595,371	100
短期借款	-	-	-	-	200,000	4
應付帳款	124,740	2	102,960	2	29,741	1
其他應付款	1,294,802	20	419,374	7	589,757	13
當期所得稅負債	123,921	2	117,163	2	80,959	2
負債準備-流動	721,215	11	648,613	11	398,856	9
其他流動負債	2,209	-	-	-	144,480	3
非流動負債	91,151	1	95,925	2	62,584	1
股東權益	4,230,098	64	4,456,845	76	3,088,994	67
負債及股東權益	6,588,136	100	5,840,880	100	4,595,371	100

合併現金流量表

(單位：新台幣仟元)

	2013 Q2	2013 Q1	2012 Q2
期初現金	2,776,308	2,776,308	612,326
營業活動之現金流入	1,277,432	158,271	776,784
取得不動產、廠房及設備	(30,927)	(8,021)	(22,404)
短期借款減少	—	—	(457,000)
現金增資	—	—	1,248,000
其他	25,641	27,694	13,191
期末現金	4,048,454	2,954,252	2,170,897
不影響現金流量之籌資活動			
宣告發放股利(表列其他應付款)	792,000	—	264,000

- 第三季較第二季營收微幅成長
- 新產品及研發專案依預計進度順利進行
- 半導體製程持續微縮，客戶需求逐步成長

Q & A

**[http://www.hermes-microvision.com/
investor@hermes-microvision.com](http://www.hermes-microvision.com/investor@hermes-microvision.com)**