

漢民微測科技股份有限公司

Hermes Microvision Inc. (HMI)

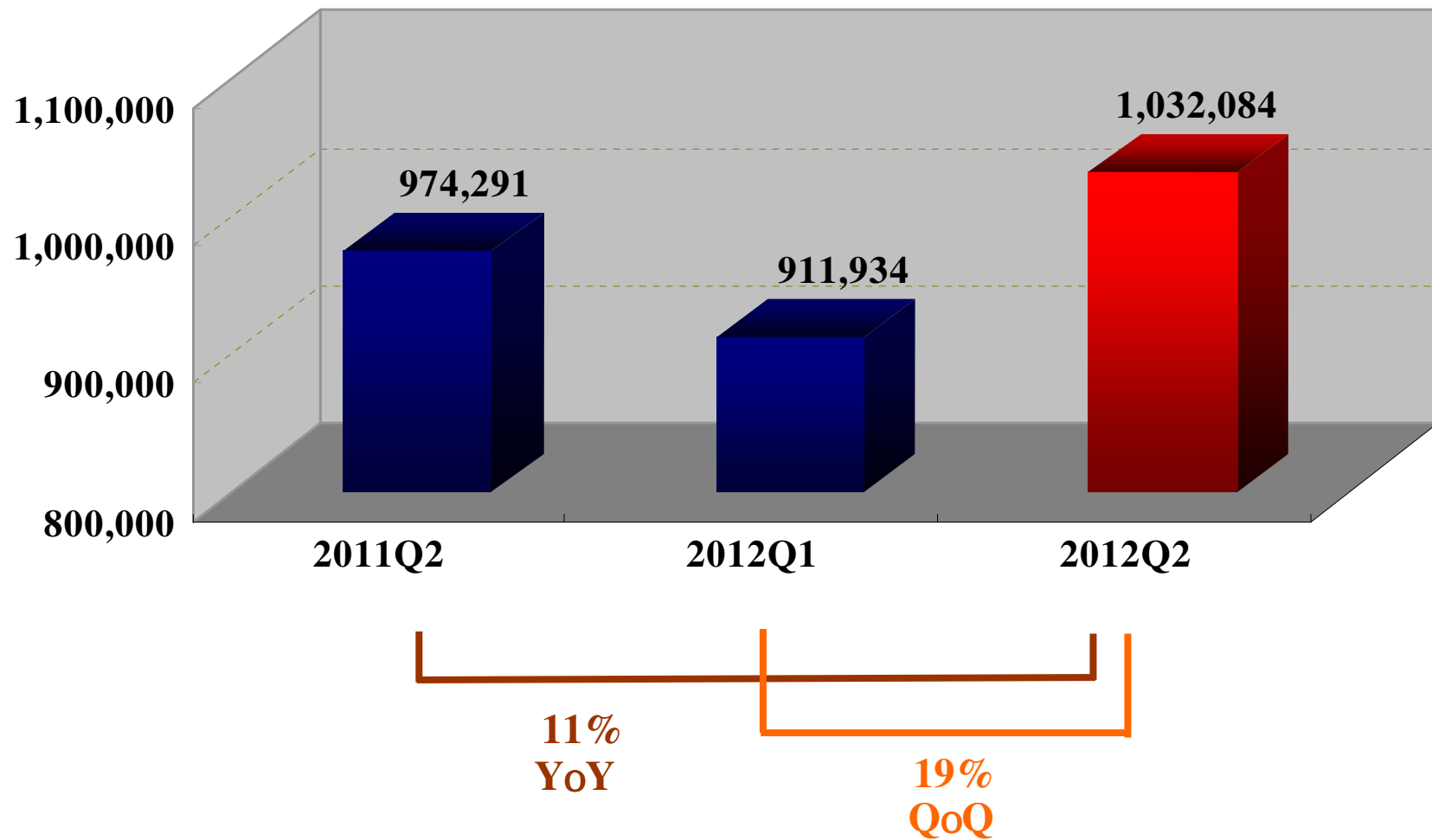
2012 第二季法人說明會

2012年8月28日

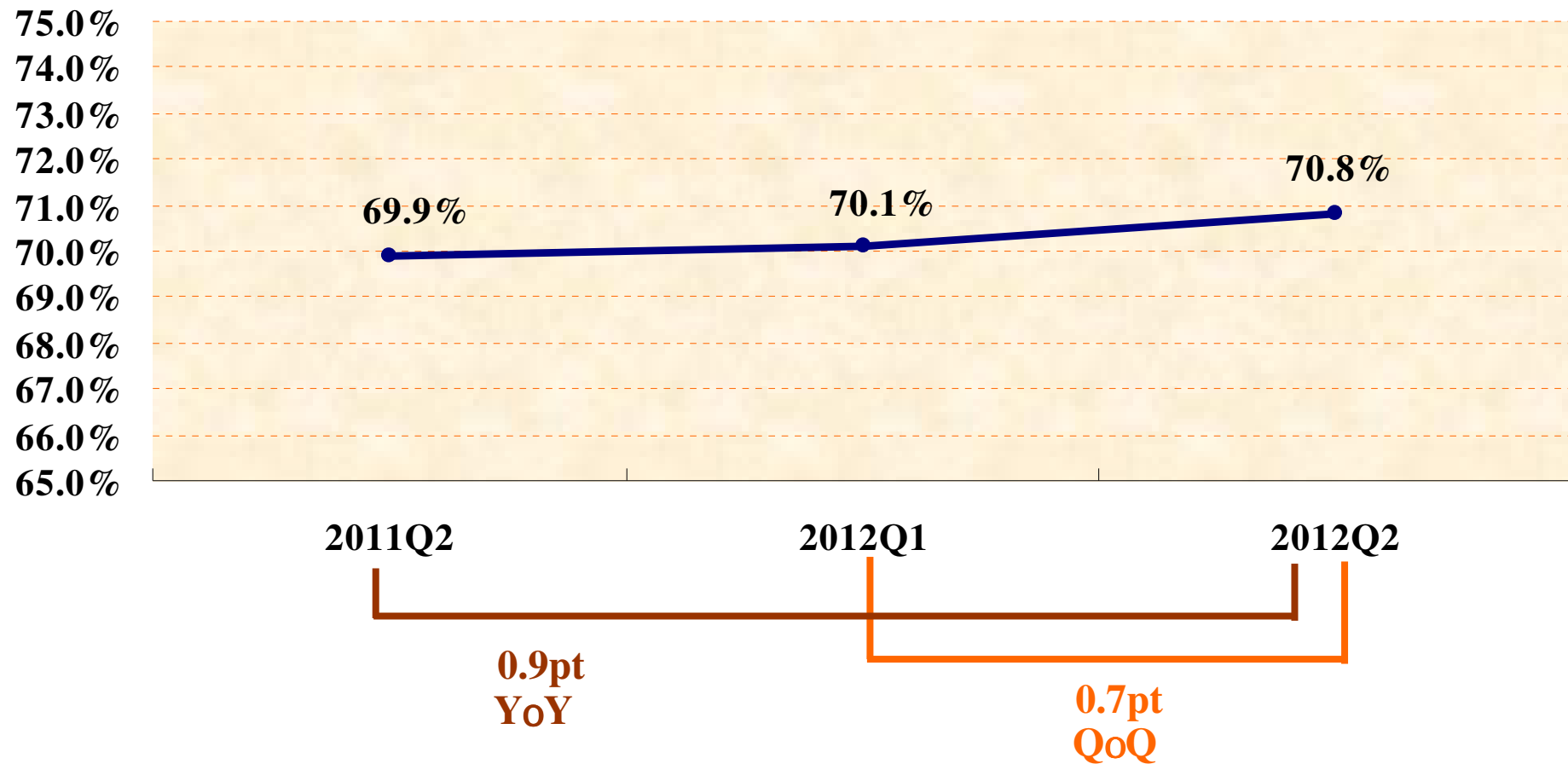
- This presentation contains forward-looking statements. Statements that are not historical facts, including statements about our beliefs and expectations, are forward-looking statements. HMI's forward-looking statements subject to significant risks and uncertainties and actual results may differ materially from those contained in the forward-looking statements. You should consider these forward-looking statements carefully because such statements are only our expectations or projections about future events, and actual results may differ materially from those expressed or implied by such statements.
- In addition, any financial information contained herewithin is presented in conformity with accounting principles generally accepted in the Republic of China ("ROC GAAP").
- Our release of financial forecasts and forward-looking statements at any particular time does not create any duty of disclosure beyond that which is imposed by law, and we expressly disclaim any obligation to publicly update or revise any forecasts or forward-looking statements, whether as a result of new information, future events or otherwise.

合併營業收入

(單位：新台幣仟元)

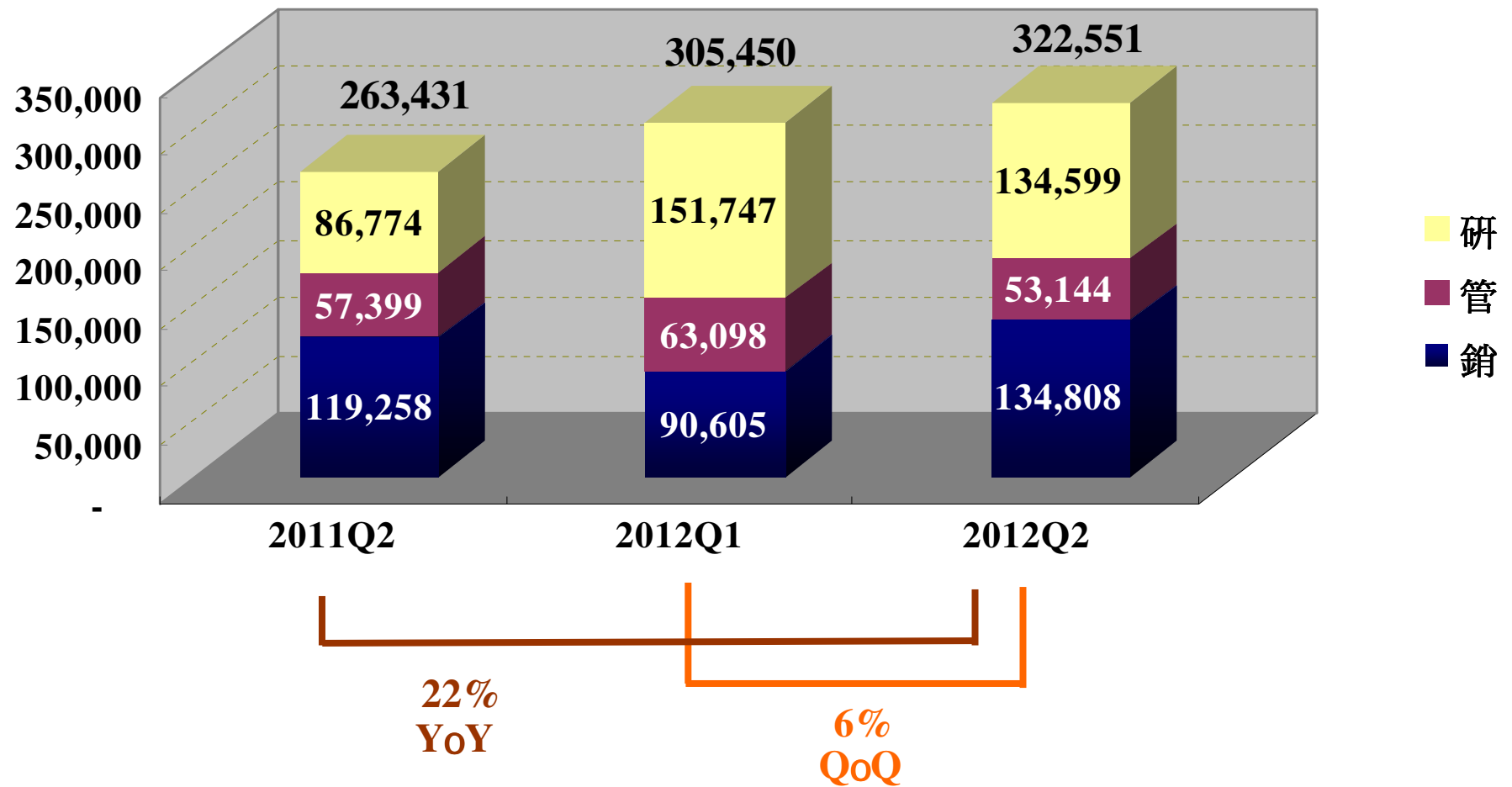


合併營業毛利率



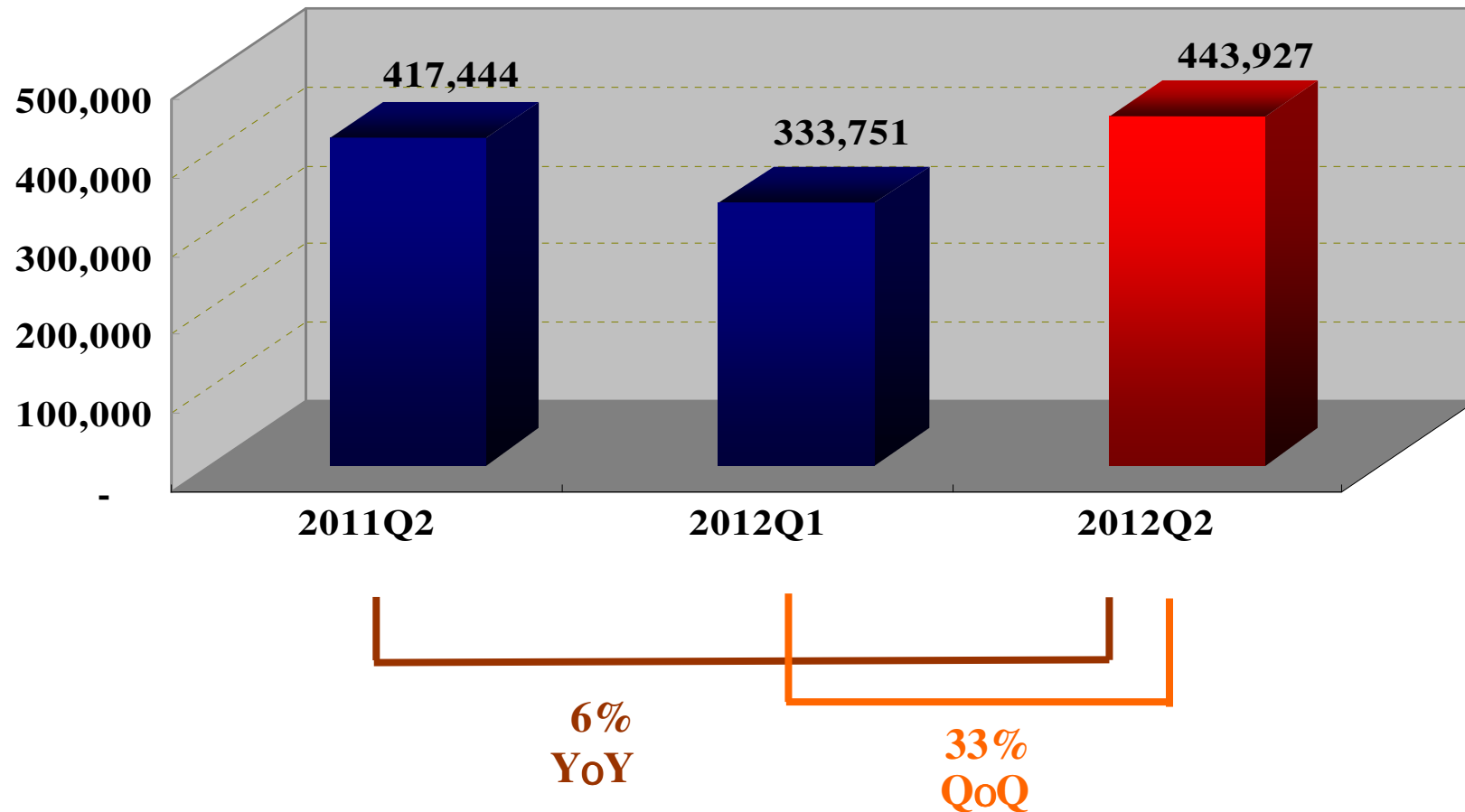
合併營業費用

(單位：新台幣仟元)

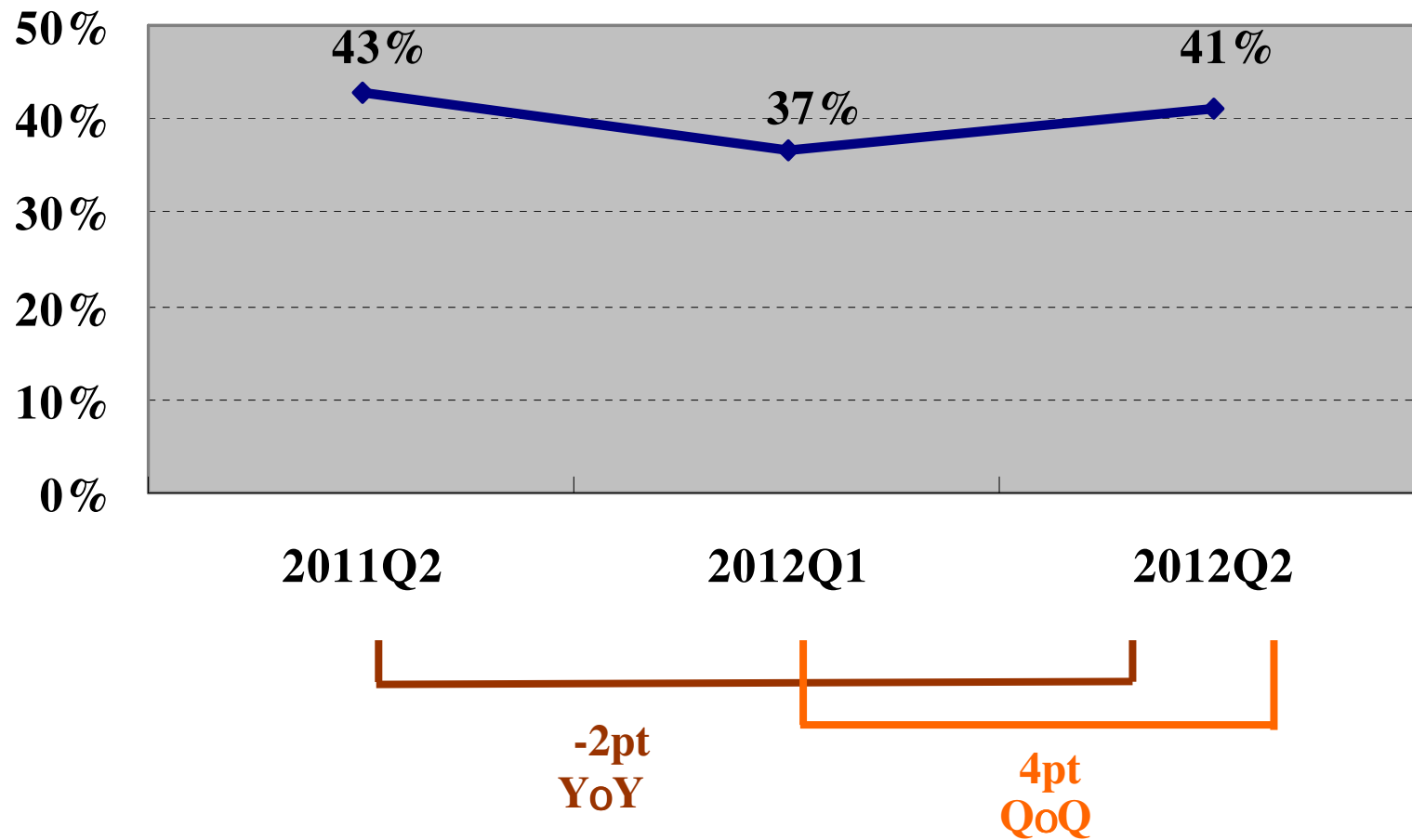


合併營業淨利

(單位：新台幣仟元)

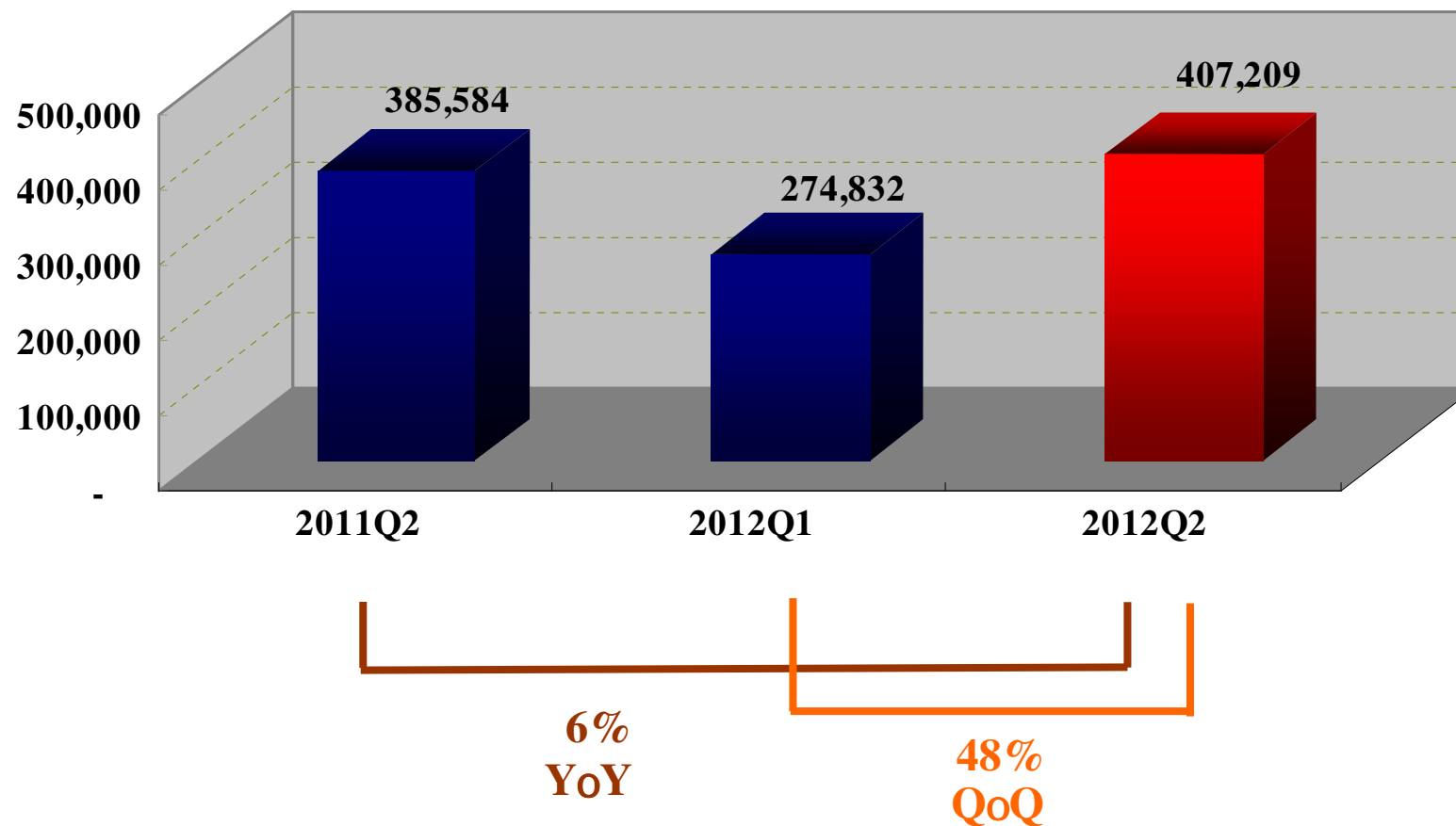


合併營業淨利率

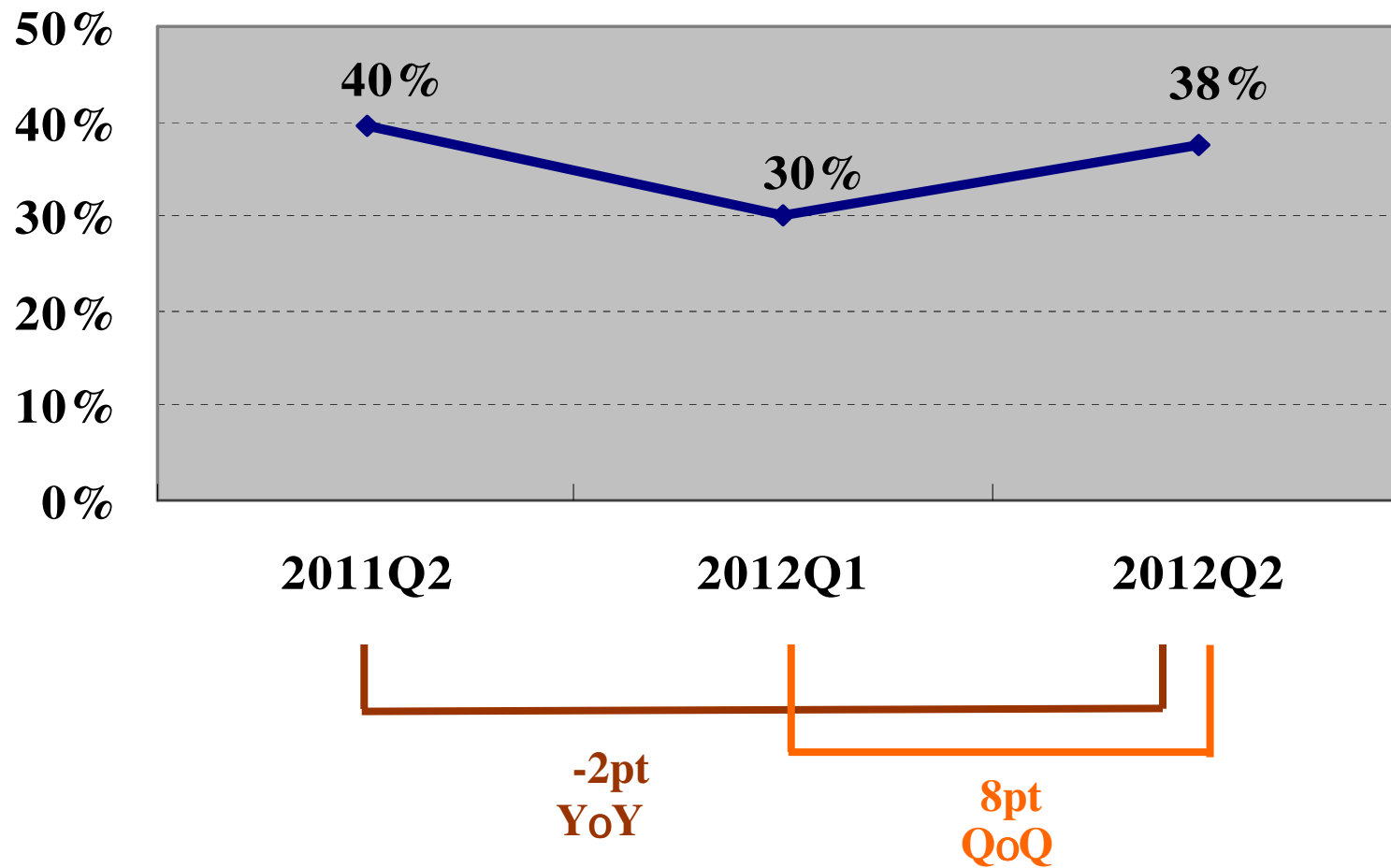


合併稅後淨利

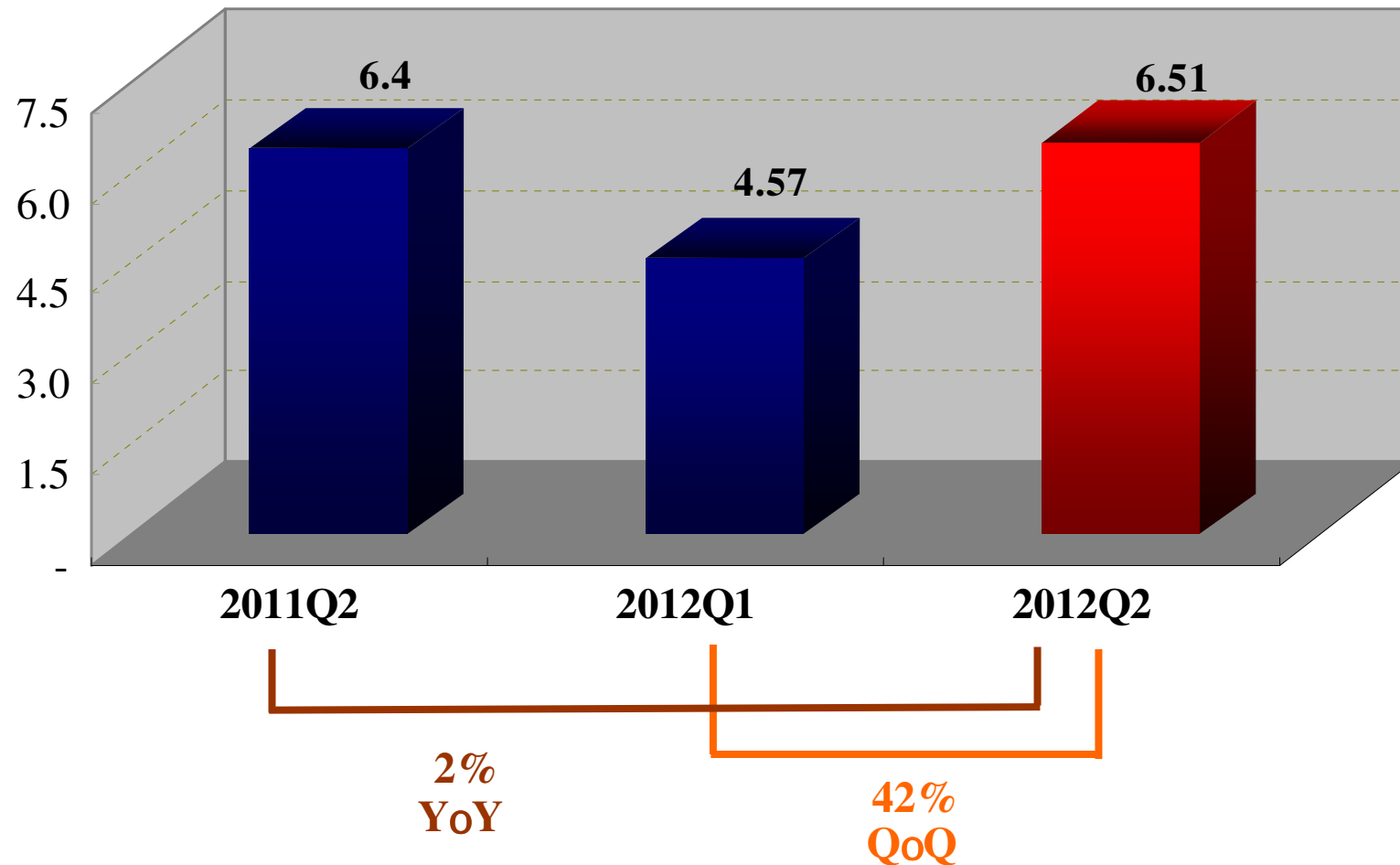
(單位：新台幣仟元)



合併稅後淨利率



合併稅後每股盈餘



合併損益表

Page 11

(單位：新台幣仟元)

	2012Q2	%	2012Q1	%	2011Q2	%	季變化	年變化
銷貨收入淨額	1,082,084	100	911,934	100	974,291	100	19%	11%
銷貨成本	(315,606)	(29)	(272,733)	(30)	(293,416)	(30)		
銷貨毛利	766,478	71	639,201	70	680,875	70	20%	13%
推銷費用	(134,808)	(13)	(90,605)	(10)	(119,258)	(12)		
管理及總務費用	(53,144)	(5)	(63,098)	(7)	(57,399)	(6)		
研究發展費用	(134,599)	(13)	(151,747)	(17)	(86,774)	(9)		
營業費用合計	(322,551)	(31)	(305,450)	(33)	(263,431)	(27)	6%	22%
營業淨利	443,927	43	333,751	37	417,444	43	33%	6%
營業外收入及利益	10,504	1	9,406	1	13,653	1		
營業外費用及損失	16,845	2	(45,267)	(5)	(26,081)	(3)		
稅前淨利	471,276	46	297,890	33	405,016	42		
所得稅費用	(64,067)	(6)	(23,058)	(3)	(19,432)	(2)		
稅後淨損利	407,209	39	274,832	30	385,584	40	48%	6%
每股盈餘	6.51		4.57		6.40		42%	2%

合併資產負債表

Page 12

(單位：新台幣仟元)

	2012Q2	%	2012Q1	%	2011Q2	%
現金	2,170,897	47	1,210,078	33	666,545	22
應收帳款	895,397	19	886,556	24	883,888	29
存貨	1,244,112	27	1,255,690	34	1,173,951	39
其他流動資產	58,790	1	61,015	2	89,527	3
固定資產	161,757	4	155,939	4	135,214	4
無形資產	28,549	1	29,866	1	30,393	1
其他資產	51,904	1	51,751	1	28,262	1
資產總額	4,611,406	100	3,650,895	100	3,007,780	100
短期借款	200,000	4	945,000	26	1,494,743	50
應付帳款及票據	29,741	1	67,726	2	79,994	3
其他流動負債	1,199,073	26	858,506	24	391,068	13
其他負債	39,193	1	37,771	1	39,710	1
股東權益	3,143,399	68	1,741,892	48	1,002,265	33
負債及股東權益	4,611,406	100	3,650,895	100	3,007,780	100

[http://www.hermes-microvision.com/
investor@hermes-microvision.com](http://www.hermes-microvision.com/investor@hermes-microvision.com)